

LITTLE CRAFTKID

Spring 2025

Worksheets for children in libraries



① COLOUR IN THE DUCKLING WITH THE COLOUR OF DANDELIONS AND TELL IT ALL IT HAS TO LEARN ABOUT THE WORLD.


DEAR CHILDREN,
THESE WORKSHEETS HAVE BEEN
CREATED AS A PRESENT FOR THOSE OF
YOU WHO LIKE READING AND GOING TO
THE LIBRARY. THIS COPY IS FOR FREE.

KLUB TVOŘIVÝCH
KNIHOVNÍKŮ

















Attribution-NonCommercial-NoDerivs 3.0
Czech Republic (CC BY-NC-ND 3.0 CZ)

② COUNT HOW MANY FLOWERS, SNAILS, TORTOISES, EARTHWORMS AND LIZARDS THERE ARE IN THE PICTURE. COLOUR IN THE EARTHWORMS.



③ SOLVE THE PICTURE SUDOKU. PLACE PICTURES IN THE EMPTY SQUARES, SO THAT EACH ROW AND EACH COLUMN HAS ALL THE 4 PICTURES FROM THE GRID BELOW.

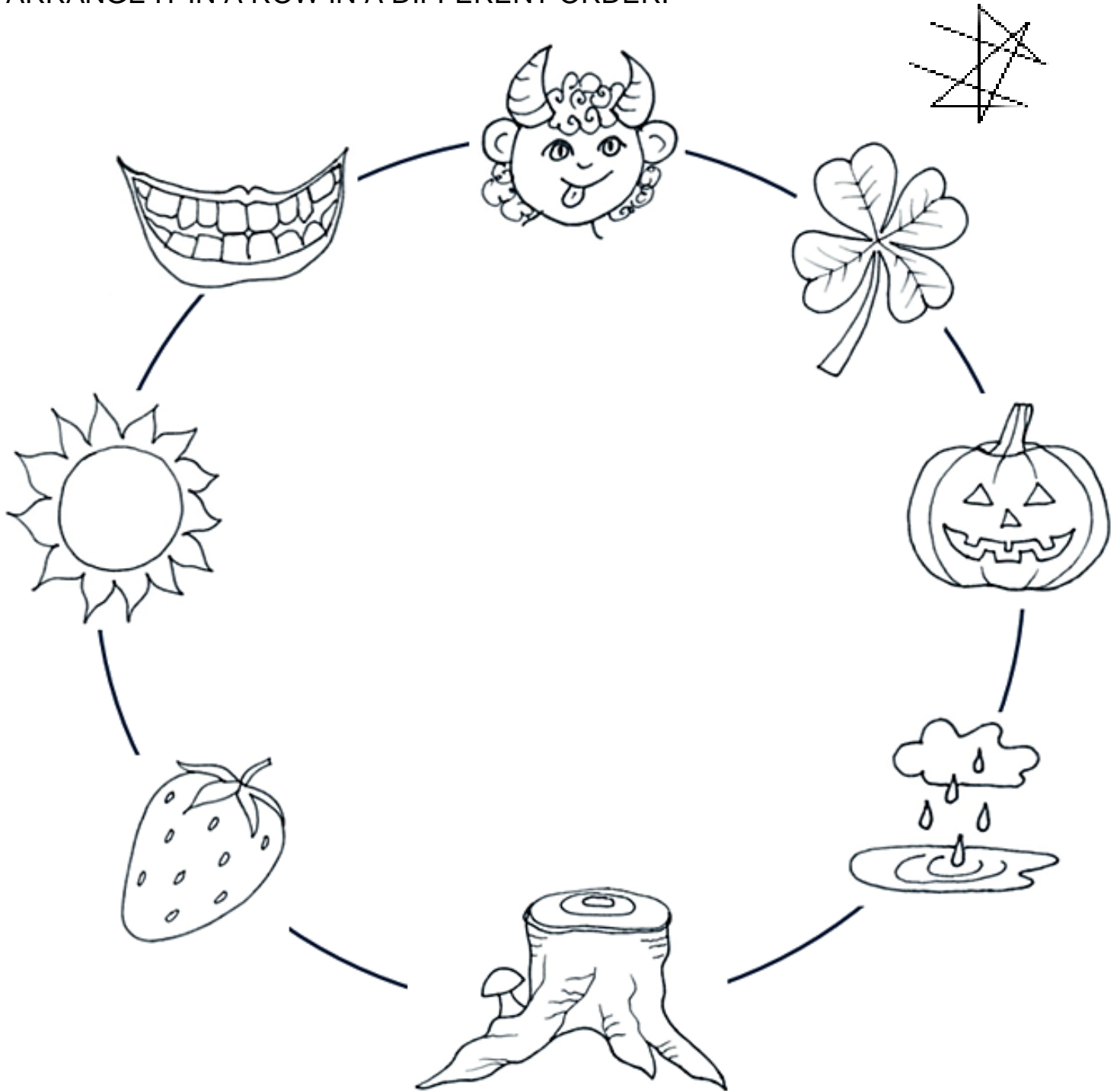
			
			
			
			

			
---	---	--	---

④ MATCH THE DOTS, SO THAT THEY MAKE A PICTURE AND COLOUR IT IN.






⑤ PLAY AN OBSERVATION GAME. FIRST COLOUR IN THE PICTURES AND ALWAYS ONE SQUARE IN THE GRID BELOW WITH THE RIGHT COLOUR IN THIS ORDER: SUN, WATER, STRABERRY, FOUR LEAF CLOVER, TREE STUMP, DEVIL, PUMPKIN. DON'T COLOUR THE TEETH. NOW MATCH THE COLOURS IN THE CIRCLE GRADUALLY IN THE SAME ORDER AS ARE THE COLOURS IN THE GRID, FROM LEFT TO RIGHT. CHECK WHAT PICTURE HAS APPEARED. YOU CAN REPEAT THE GAME EASILY: RUBBER OUT THE PICTURE, CUT THE GRID AND ARRANGE IT IN A ROW IN A DIFFERENT ORDER.




--	--	--	--	--	--	--	--

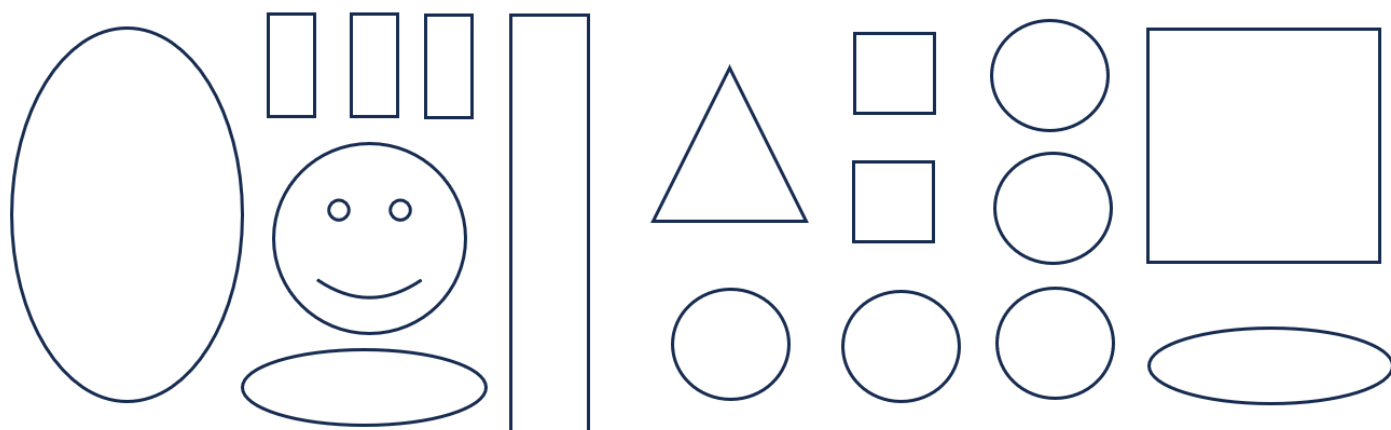
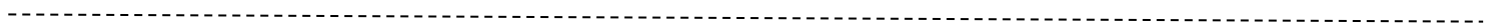
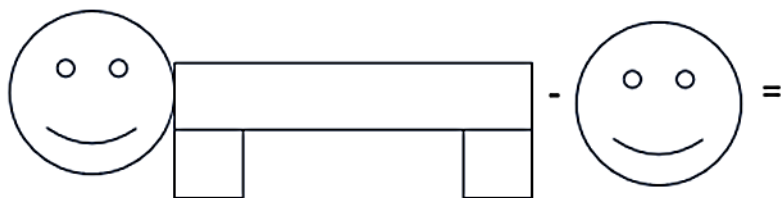
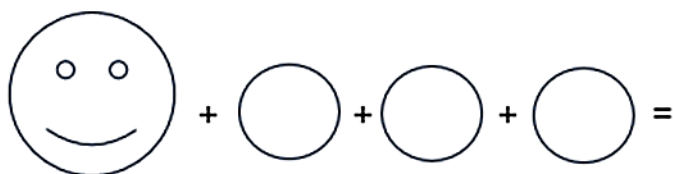
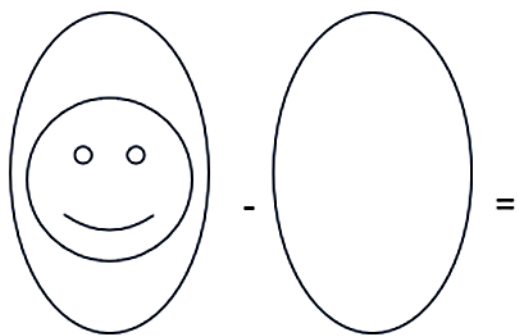
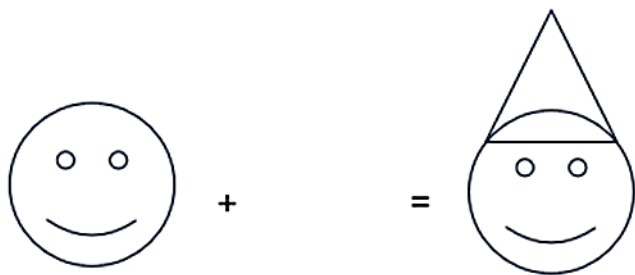
⑥ FIND THE MISSING BUTTERFLIES. THERE IS ONE BUTTERFLY MISSING IN EACH BOX BUT IT ALWAYS APPEARS IN THE OTHER THREE BOXES. TRY TO FIND THEM. TO MAKE IT EASIER, YOU CAN, FOR EXAMPLE, MARK THE BUTTERFLIES WHICH APPEAR IN ALL THE 4 BOXES. IT WILL HELP YOU FIND THE MISSING ONES.



7 TAKE THE ELF INTO ITS HOME. COLOUR IN THE RIGHT PATH.



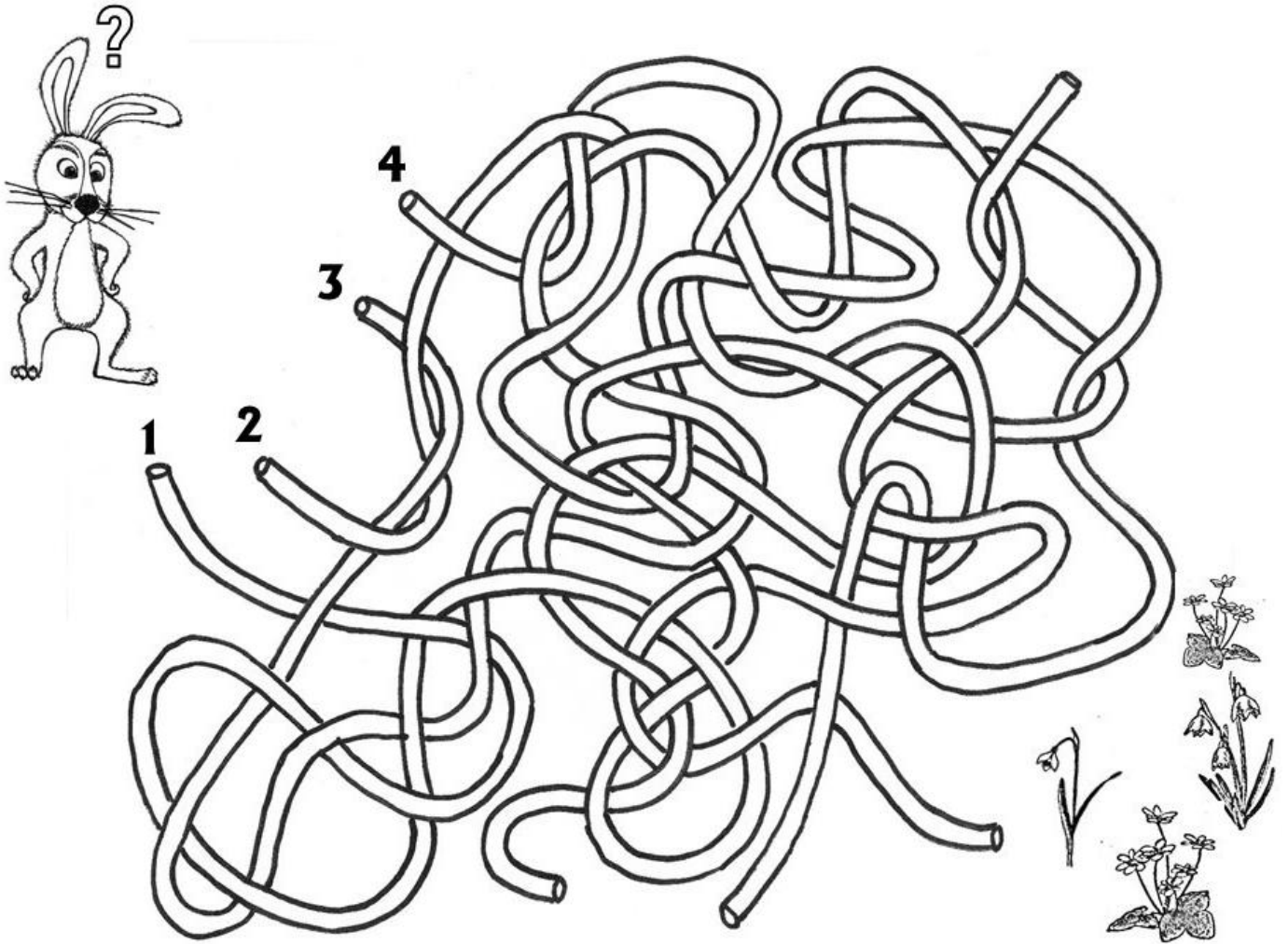
⑧ COMPLETE THE EXERCISES WITH THE RIGHT SHAPES. CUT OUT THE SHAPES UNDER THE DASHED LINE AND PUT THEM TOGETHER TO MAKE OTHER PICTURES.



9 FIND 10 DIFFERENCES.




⑩ SHOW THE BUNNY THE RIGHT PATH WHICH CAN TAKE HIM TO THE FLOWERS.



⑪ MATCH THE PICTURES WHICH GO TOGETHER IN THE SAME GROUP. BE CAREFUL, THERE WILL BE ONE PICTURE LEFT. WHICH ONE IS IT AND WHY?



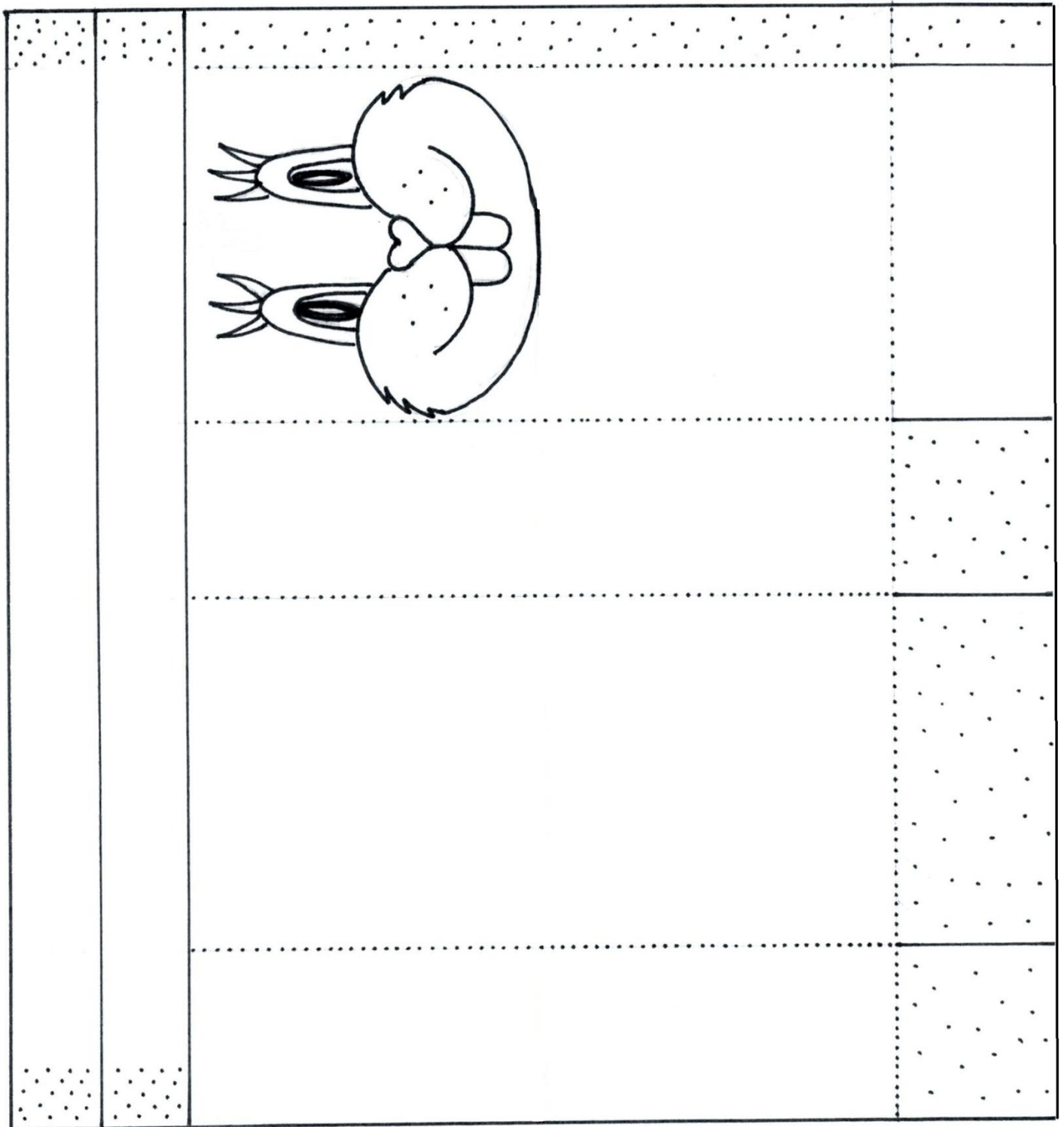
⑫ FINISH DRAWING THE OTHER HALVES OF THE PICTURES. THEN, COLOUR THE ANIMALS IN.





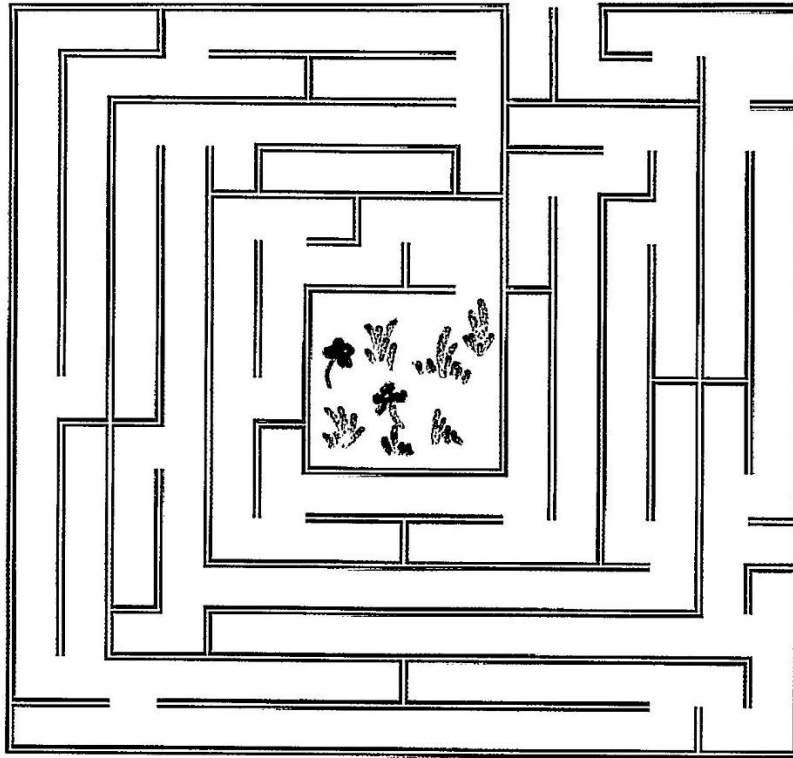

13 PUT EACH PAIR OF SHOES IN ONE BAG.



⑭ MAKE A FUNNY BAG. CUT THE PAPER ALONG ALL THE CONTINUOUS LINES. THEN FOLD IT ALONG THE DOTTED LINES. ADD SOME CLOTHES OR DECORATIONS AND COLOUR THEM IN BRIGHT COLOURS. GLUE THE DOTTED SPACES TOGETHER AND FORM A BAG. YOU CAN ADD SOME PAPER WHISKERS, A BOW OR SOME FLOWERS.



15 HELP THE SHEEP FIND THEIR TASTY SNACKS IN THE MIDDLE OF THE MAZE.



The Little Craftkid.

Worksheets for children in libraries
Spring 2025

Issued by the Club of Creative Librarians SKIP ČR, Czech Republic, 2025 as an electronic publication given out to children in libraries for free.

Editorial board: Andrea Beranová, Jana Blümelová, Magdaléna Kupková, Ivana Bičanová, Alena Volková Balvínová
Cover by Andrea Beranová, Worksheets: Andrea Beranová ①, Andrea Beranová ②, Ivana Bičanová ③, Jaroslava Vokáčová ④, Andrea Beranová ⑤, Ivana Bičanová ⑥, Růžena Lepšová ⑦, Andrea Beranová ⑧, Jaroslava Vokáčová ⑨, Ivana Bičanová ⑩, Dorota Beranová ⑪, Dorota Beranová ⑫, Andrea Beranová ⑬, Andrea Beranová ⑭, Alena Volková Balvínová ⑮

Translated from the Czech original by Tereza Zápotocká.

ISSN 2694-9504

Copyright © 2025 Club of Creative Librarians SKIP ČR